

Discrete Population Models for a Single Species: *Quiz 2001*

Question 3. (15 marks)

1. Consider the difference equation

$$x_{n+1} = rx_n^2(1 - x_n).$$

- (a) Show that the fixed points of this equation are given by $x^* = 0$ and

$$x_{\pm}^* = \frac{r \pm \sqrt{r(r-4)}}{2r}.$$

[3] marks

- (b) Determine the values for x_{\pm} when $r = 5$ (correct to 5 decimal places). Calculate the corresponding eigenvalues and hence determine the stability of the two fixed points x_{\pm} .

[3] marks

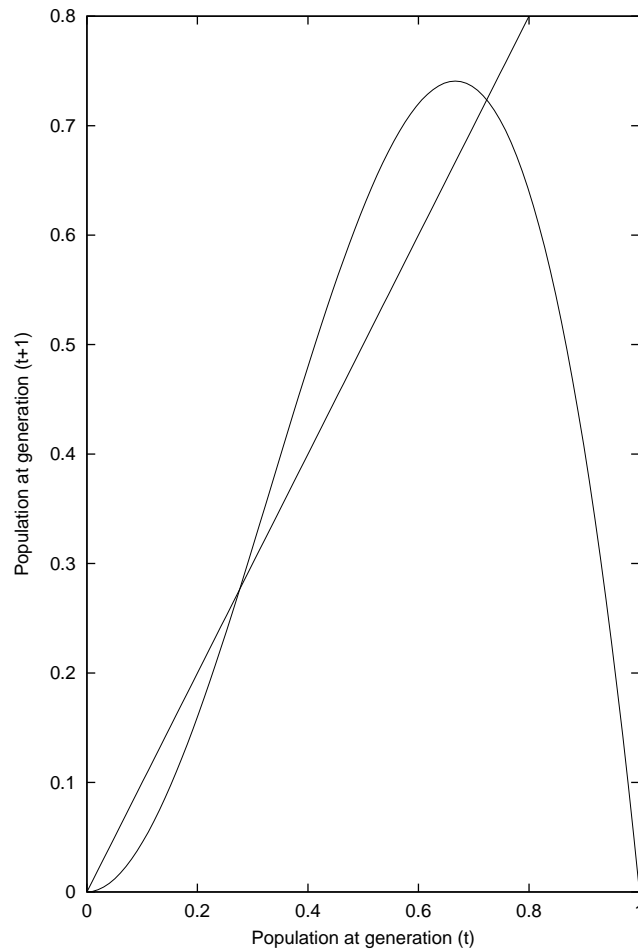
This page left blank for your working

- (c) The 3 figures in parts (i)–(iii) show the graph $x_{n+1} = 5x_n^2(1 - x_n)$ and the straight line $x_{n+1} = x_n$. Explain why the fixed points of the system are located at the intersection between $x_{t+1} = f(x_t)$ and $x_{t+1} = x_t$.

[1] mark

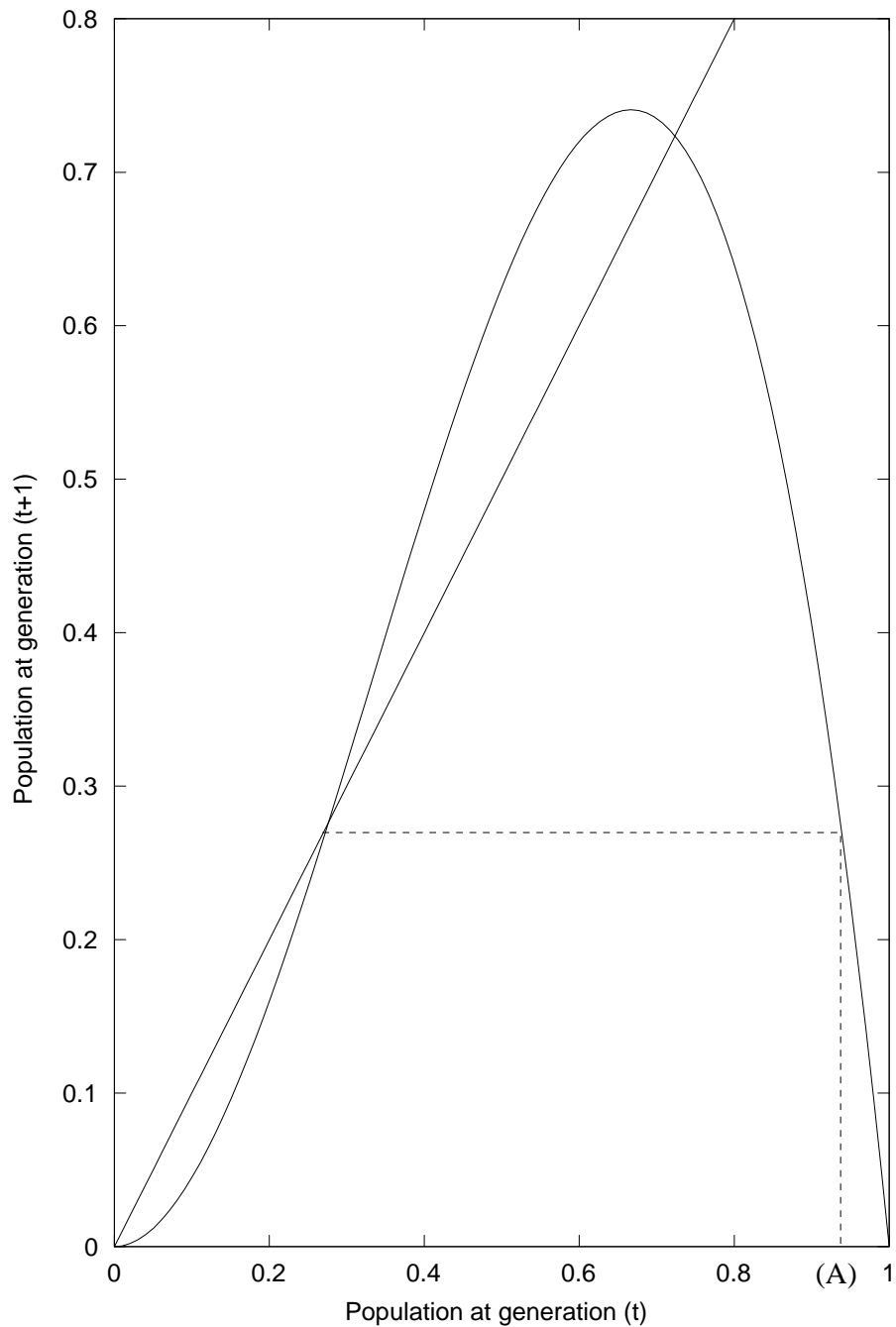
- i. Suppose that the initial population (x_0) is in the range $0 < x_0 < x_-^*$, where x_-^* is the smaller of the two fixed points x_{\pm}^* . By drawing successive iterations on the cobweb diagram below determine the long-term evolution of the population.

[2]marks



Explain what your cobweb plot shows.

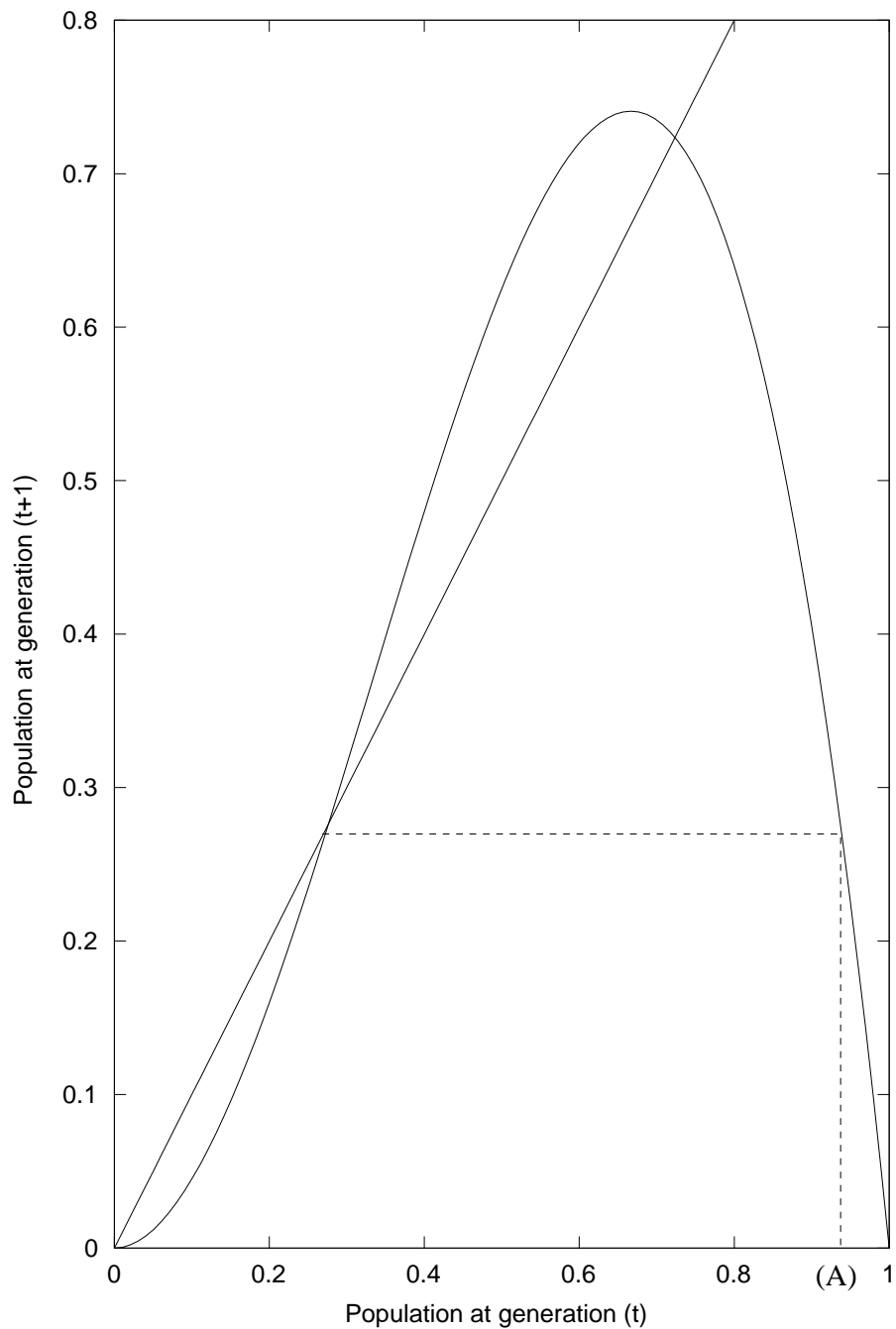
- ii. Now suppose that the initial population (x_0) is in the range $x_* < x_0 < A$, where A is the point marked on the figure. By drawing successive iterations on the cobweb diagram determine the long-term evolution of the population. [2] marks



Explain what your cobweb plot shows.

- iii. By using similar techniques as above, explain what happens if the initial population is now in the range $A < x_0 < 1$.

[2] marks



Explain what your cobweb plot shows.

- (d) Suppose that x represents the population of vermin on an island and that the current population size is x_+^* , where x_+^* is the larger of the two fixed points x_{\pm}^* . Is it possible to eradicate the species by killing a fraction of the current population size? Justify your answer by referring to your answers to part (c).

[2] marks